

THE ABORIGINAL LABOUR MARKET IN ATLANTIC CANADA

This is a project of the Atlantic Aboriginal Economic Development Integrated Research Program (AAEDIRP).

STUDY DETAILS



- 439 people completed the **employment and career survey**
- 30 individuals completed the **youth survey**
- 50 youth attended **workshops**
- Key informant **interviews** were conducted with Chiefs, Band Managers, NEOs/ETOs, EDOs, and other community members

EMPLOYMENT & CAREER SURVEY

ABORIGINAL PEOPLE ARE EMPLOYED IN MANY SECTORS...

- 62% have worked for a Band Government
- 27% have worked for the Federal Government
- 22% have worked for an Aboriginal-owned company
- 21% have worked for a non-profit organization



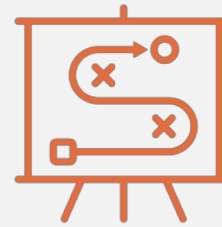
... AND THEY WORK HARD

- 75% have a second job
- 5% are self-employed
- 22% worked more hours than they wanted to in 2018



53% of self-owned businesses are located on-reserve

ABORIGINAL PEOPLE FACE BARRIERS TO EMPLOYMENT...



- 38% face a lack of training / education
- 36% face a lack of experience
- 33% have trouble accessing transportation
- 17% have a criminal record
- 17% have health issues
- 14% face barriers from other reasons

... BUT THEY ARE INCREASINGLY EDUCATED

22% plan to go to university in the next few years

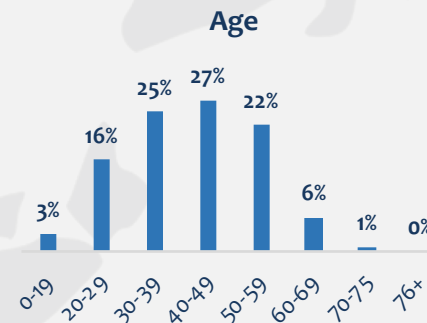


12% have a university degree

30% have a post-secondary certificate / diploma

4% have professional designations

THE ABORIGINAL WORKFORCE IS DIVERSE



27% of individuals entered the workforce in the last ten years



ATLANTIC POLICY CONGRESS
OF FIRST NATIONS CHIEFS SECRETARIAT
www.apcfnic.ca



The Atlantic Aboriginal Economic Development Integrated Research Program, AAEDIRP

THE ABORIGINAL LABOUR MARKET IN ATLANTIC CANADA

This is a project of the Atlantic Aboriginal Economic Development Integrated Research Program (AAEDIRP).

STUDY DETAILS



- 439 people completed the **employment and career survey**
- 30 individuals completed the **youth survey**
- 50 youth attended **workshops**
- Key informant **interviews** were conducted with Chiefs, Band Managers, NEOs/ETOs, EDOs, and other community members

YOUTH SURVEY

ABORIGINAL YOUTH ARE INTERESTED IN HIGHER EDUCATION...

In the next few years...

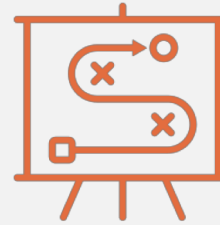
- 53% of youth plan to finish high school
- 20% of youth plan to go to community college
- 30% of youth plan to go to university



... AND THEIR DREAM JOBS ARE WIDE-RANGING

COUNSELLOR WELDER ACCOUNTANT DESIGNER
 DOCTOR POLICE OFFICER ARTIST
 TEACHER BUILDER NURSE MUSICIAN
 VIDEO GAME DESIGNER WORK WITH KIDS NHL YOUTUBER THERAPIST
 BUSINESS OWNER

ABORIGINAL YOUTH FACE BARRIERS, INCLUDING...



- Credentials
- Mental health issues
- Finances
- Getting the right courses
- Transportation
- Learning disability
- Job opportunities in the community
- Lack of work experience
- Not knowing how to start
- Personal issues

... BUT THEY HAVE SUPPORT FROM THEIR COMMUNITY

62%

of youth know someone who can help them reach their dream job

73% would ask their parents for help

32% would ask staff at the Band Office for help

23% would ask their teacher for help

... AND PLANS TO ACHIEVE THEIR GOALS

Some of the plans highlighted by youth include:

- Finishing high school
- Going to college
- Joining cadets
- Making music
- Opening a shop

50%

of youth have a plan to get to their dream job

ABORIGINAL YOUTH CAN LOOK TO JOBS OF THE FUTURE

- Robotics and Advanced Manufacturing
- Oceans Science and Technology
- ICT / Computer Services
- Human Services
- Cyber Security
- AI

