

Indigenous Businesses in Atlantic Canada Economic Profile *at-a-glance*




\$1.6 BILLION

in Atlantic Indigenous business revenue

74% of respondents anticipate increased sales over the next three years.

11,700
paid employees

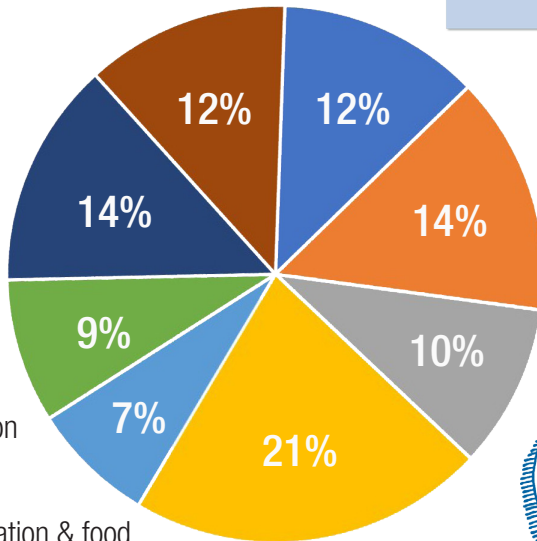


94%
MORE employees
since 2012


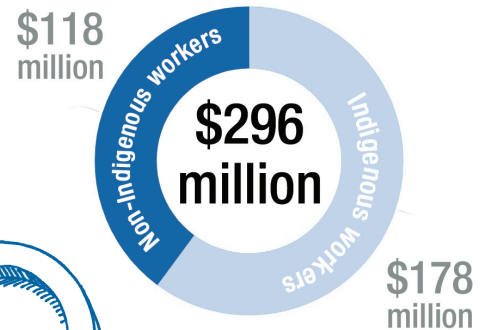
+137%
INCREASE
in business revenues
since 2012

Atlantic Indigenous business labour force by Industry (Private Sector)

- Primary resources
- Construction & utilities
- Manufacturing
- Wholesale/retail
- Transportation & information
- Finance & professional
- Entertainment, accommodation & food
- Other services



Total Wages paid by Indigenous businesses



48%

of Atlantic Indigenous businesses are **women**-owned/controlled

850
Indigenous Businesses
in Atlantic Canada

only **12%** of these Indigenous businesses are registered under the federal *Procurement Strategy for Aboriginal Business*.

This report was completed on behalf of:

